


AIDARY

User manual
Heat Press Machine

AP1933

ROSIN HEAT PRESS MACHINE



User Manual

Introduction

Rosin press is using temperature and pressure with a certain amount of time to extract oil/press rosin flower etc. This model is manual model, easy operation, high efficiency and good return rate.

Package Contents

- 1 x Heat Press Machine
- 1 x User Manual
- 2 x Power plugs

Product Structure


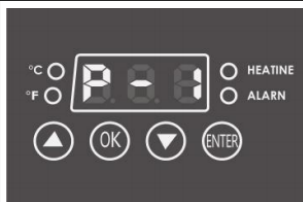



1. Press handle	4. Power switch
2. Pressure knob	5. Lower heat platen
3. Digital controller	6. Upper heat platen

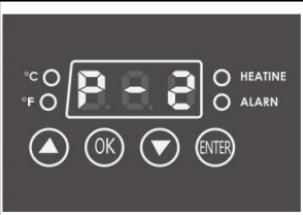


1.Pressing Guides

1. Make sure the power plug is well connected to the wall socket, then press the power switch to turn on.
2. Set the temperature and the time you want

1.Set temperature

		
<p>① Press OK button</p>	<p>② The display show P-1</p>	<p>③ Press arrows “Δ” or “∇” adjust temp you need</p>

2.Set time

		
<p>④ Press OK button after setting temp, display show P-2</p>	<p>⑤ Press arrows “Δ” or “∇” adjust time you need</p>	<p>⑥ Press OK button after time setting to return</p>

3. When the temperature reaches the setting temperature, place the object on press bed.
4. Press down the handle, adjust the pressure knob to get the pressure you need.
5. The buzzer will sound when the scheduled time is up, then lift up the handle.

2.Maintain Note:

1. Different item will require different temperature and time setting because the materials or thickness is different.
2. This machine is not suitable for children to use or for food processing.
3. Please turn off the machine and unplug the power cord when the machine is not in use.

3.Troubleshooting:

No action after turn on the machine.

1. Check the plug whether it connects well or whether it is broken.
2. Check the fuse whether it has been burnt out.
3. Check the power switch or digital controller whether it is broken.

Indicating light is on but the display screen is black.

Check the 5 cable of railway transformer. The connection is poor if it is loose, just fix it. The transformer may be faulty if the cable is well connected just fix it.

The display screen is working well but the temperature is not heating up.

1. Check if the indicating light of solid-state relay is on, if not, please check whether the relay or digital controller is broken.
2. The heat platen still can't heating up if you already changed the new solid-state relay, please check whether the heat plate is faulty or the heat plate's power cable is loose, if so, it will need to change a new heatplate.

The temperature is out of control: Set temperature 180°C (356°F), but the actual temperature is above 200°C (392°F)

1. It means the solid-state relay is broken, out of control, need to change a new relay.
2. Or the digital controller is faulty, need to change controller.

Fujian Aidary Appliance Co.,Ltd



info@heatpresscn.com



No.318,Bailong Area, Minhou,Fuzhou,Fujian, China.350018



www.aidary.com



<https://www.facebook.com/heatpresscn>



<http://www.youtube.com/user/heatpresscn>



RoHS
Made in China



